

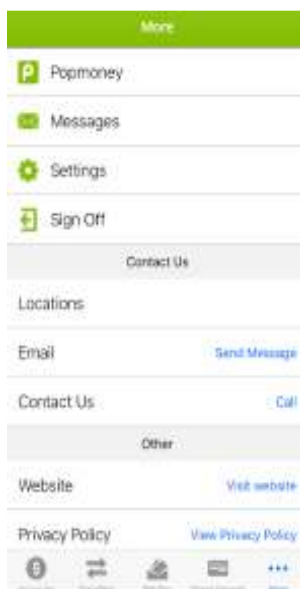
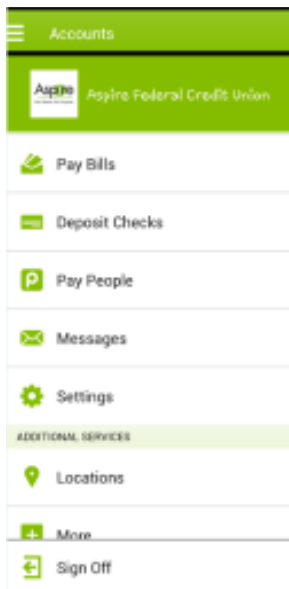
Quick Balance

Now available on Mobile is the Quick Balance feature! See your account balances and recent transactions from the login screen, without logging in, with a single swipe down! Simply go through your Settings in your Aspire Mobile App to enable this unique feature!

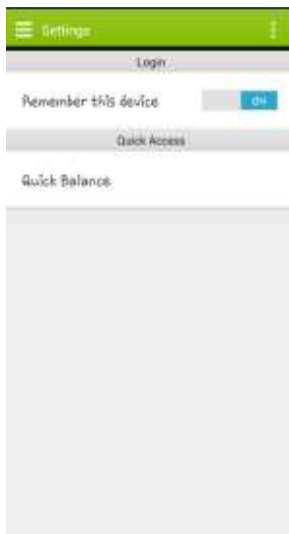
How It Works:

Android/ iPhone

1. Login to your Aspire Mobile App
2. Hit Accounts/ Hit More
3. Hit Settings/ Hit Settings



4. Hit Quick Balance



5. Hit Quick Balance and Click On

